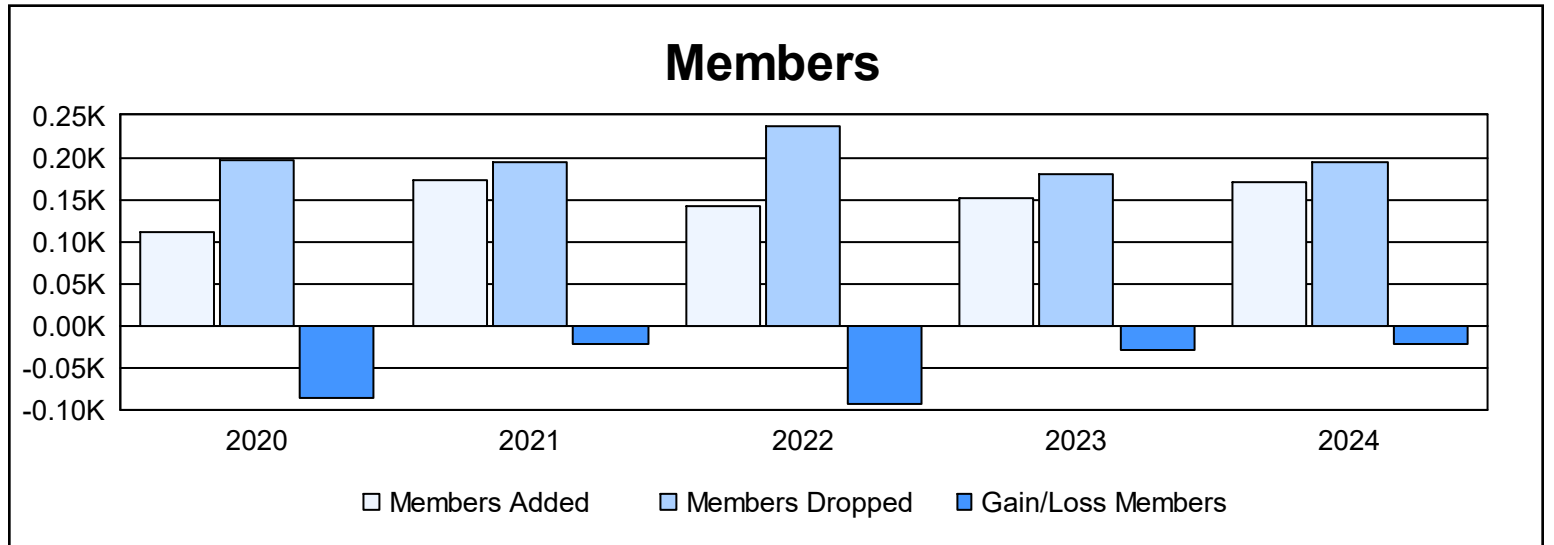
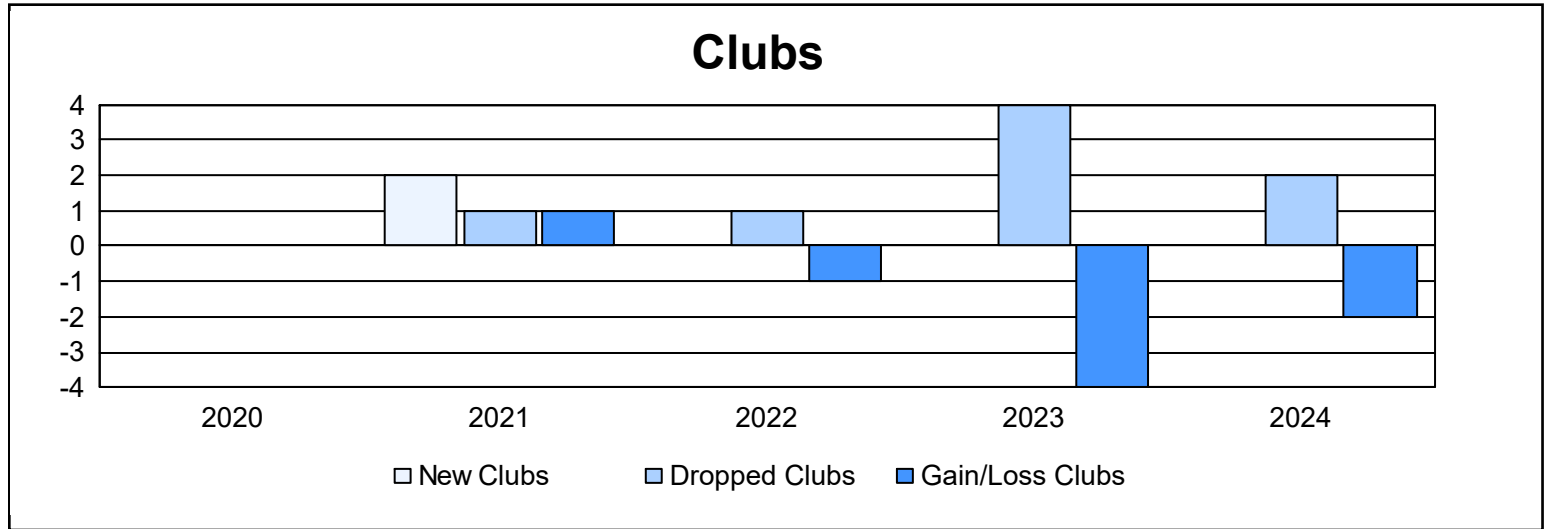
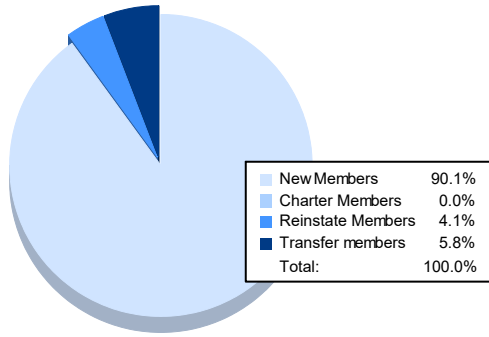


Year	New Clubs	Dropped Clubs	Gain/ Loss Clubs	New Members	Charter Members	Reinstate Members	Transfer Members	Total Member Added	Total Members Dropped	Gain/ Loss Members
2019-2020	0	0	0	95	1	4	11	111	197	-86
2020-2021	2	1	1	121	42	6	3	172	193	-21
2021-2022	0	1	-1	115	3	11	14	143	237	-94
2022-2023	0	4	-4	137	0	5	10	152	181	-29
2023-2024	0	2	-2	154	0	7	10	171	193	-22
<b>Average</b>	<b>0</b>	<b>2</b>	<b>-1</b>	<b>124</b>	<b>9</b>	<b>7</b>	<b>10</b>	<b>150</b>	<b>200</b>	<b>-50</b>



### Membership Composition June 2024 Cumulative



### Gender Composition June 2024 Cumulative

